


WHAT'S IN THE CASE?

THANKS FOR CHECKING OUT A MICROSCOPE FROM THE LIBRARY!

YOUR CASE INCLUDES ONE MICROSCOPE AND A CLEANING PEN.

ALL IN THE CASE!



LET'S LOOK IT OVER!

SOME THINGS LOOK BETTER WITH ONE LIGHT ON, WHILE SOME LOOK BETTER WITH BOTH.

EXPERIMENT TO SEE WHICH LOOKS BETTER!



hey doc, the eyepiece is dirty. don't worry, i got it.



USE THE **CLEANING PEN!** FIRST SWEEP WITH THE BRISTLE BRUSH, THEN FINISH WITH THE CLEANING TIP! AND DON'T FORGET TO PUT THE CAP BACK ON.



WHAT'S ON THE STAGE?

TO START SEEING THINGS UP CLOSE, JUST SET OBJECTS ON THE STAGE PLATE! (MORE ON FOCUSING AND VIEWING ON THE OTHER SIDE OF THIS COMIC!)

THIS IS A **STEREOSCOPIC MICROSCOPE**, WHICH MEANS--



"THE DETAILS AND SHAPE LEAP TO LIFE IN **THREE DIMENSIONS!**"



2-D



3-D

hey doc, can i look at my hot dog, orange juice, and this weird mess i found in the yard thru the 3-d scope?

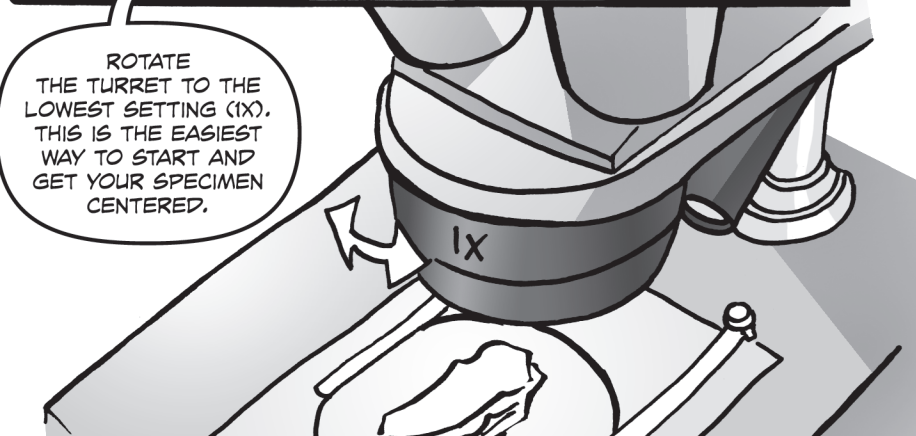




PLEASE ONLY DRY THINGS LIKE ROCKS, LEAVES, AND SO ON!

no boogers?

NO BOOGERS!

USING the MICROSCOPE



"LOOK THROUGH THE EYE PIECES AND MOVE THE EYEPIECE TUBES TOGETHER OR APART UNTIL THEY LINE UP WITH YOUR EYES AND GIVE YOU A **SINGLE FIELD OF VIEWING**. IT'S EASY ONCE YOU TRY IT!"

