


## Tool Kit Contents



7pc Allen Wrench / Hex Key Set



Allen Wrench 8mm



Small Adjustable Wrench



24mm Cassette Locking Socket



Freewheel Remover



Chain Gauge




Chain Tool w/ Spoke Wrenches



Cable & Housing Cutter



Chain Whip/ Locking Wrench




Pedal Wrench 24mm Socket



Phillips #2 Screwdriver



Flat 5.5mm Screwdriver



Tire Levers (2)



Spocket Brush



Wirebrush (2)



Ferrules



Cable End Caps



Chain Oil



Grease



Patch Kit

## Need a Hand?

Volunteers at Common Cycle, Ann Arbor's bicycle co-op, are available to help walk you through inspection, diagnosis and repair with the AADL toolkit. Feel free to reach out to them at [info@commoncycle.org](mailto:info@commoncycle.org), and they'll connect you with a volunteer for advice by email, phone or video chat.



You can find more information and an introduction video at [aadl.org/cckit](http://aadl.org/cckit)

## Tool Kit Descriptions

### 1 7pc Allen Wrench / Hex Key Set

A range of L-shaped hex wrenches that will fit the majority of bolts, grub screws, and other hex-head hardware on your bike.

### 2 Allen Wrench 8mm

A larger (8mm) L-shaped hex wrench necessary for some larger bolts (e.g. some crank bolts).

### 3 Small Adjustable Wrench

Some bikes or bike accessories have bolts best adjusted with a wrench-this one can adjust to fit most of them!

### 4 24mm Cassette Lockring Socket

A standard socket for removing the locking that secures common 7-11 speed cassettes in place. Use in tandem with the Chain Whip and 24mm Socket.

### 5 Freewheel Remover

Socket Tool for Multi-Speed Freewheels

### 6 Chain Gauge

Shows how worn ("stretched") the chain on your bike has become over time.

### 7 Chain Tool w/Spoke Wrenches

*Combination Tool*

1. "Breaks" chains up to 11 speeds by pushing a pin through and out of the chain; and
2. Spoke wrenches (3 sizes) to be used to adjust wheel trueness and tension

### 8 Cable & Housing Cutter

A sharp tool designed to cleanly cut brake and shift cables and cable housing.

### 9 Chain Whip/ Lockring Wrench

*Combination Tool*

1. A chain whip which holds the cassette in place when removing the cassette locking (in combination with the cassette locking socket); and
2. A locking wrench, which can remove or install a locking (e.g. from a fixed gear wheel or from a bottom bracket cup)

### 10 Pedal Wrench 24mm Socket

1. A thin wrench designed to remove pedals by attaching to the 15mm flats present on the small part of the pedal axle visible between the pedal and the crank arm; and
2. A 24mm socket (for use with the cassette locking socket and the freewheel removal tool)

### 11 Phillips #2 Screwdriver

A standard screwdriver with a cross shape at the head.

### 12 Flat 5.5mm Screwdriver

The other screwdriver standard with a flat head that fits into a slotted screw.

### 13 Tire Levers (2)

Essential tools for removing tires from rims.

### 14 Spocket Brush

For cleaning your drivetrain!

### 15 Wirebrush (2)

Another drivetrain cleaning tool. Wire brushes are more abrasive and can be used to remove rust (but will damage paint!)

### 16 Ferrules

Ferrules come in 4mm (shift) and 5mm (brake) diameters.

### 17 Cable End Caps

Put these over the end of your cables to keep the ends from unraveling.

### 18 Chain Oil 2oz

Oil to lubricate your drivetrain or other hinge-points on your bike (e.g. derailleurs)

### 19 Grease 4oz

Grease to protect and lubricate bearing systems, seatposts, bolts, etc.

### 20 Patch Kit

A small kit with everything you need to patch a hole in an inner tube.