WHAT'S IN THE CASE?



WHAT'S IN THE SKY?

START ALL THE WAY ZOOMED OUT AND GET SOMETHING IN THE NIGHT SKY!* THEN ZOOM IN FOR A CLOSER LOOK!



USING and ALIGNING the EZ FINDER



WHEN YOU SEE THE RED DOT, THAT'S WHERE THE SCOPE IS POINTED, BUT IT MIGHT NEED ALIGNING.



LOOK THROUGH THE TELESCOPE AND SEE WHERE THE IMAGE LANDS.



THEN LOOK THROUGH THE EZ FINDER AND SEE WHERE THE RED DOT IS CENTERED...

...AND USE THESE KNOBS TO ADJUST WHERE THE RED DOT IS SO THAT IT LINES UP WITH WHAT YOU SAW IN THE CENTER OF THE EYEPIECE FOR MAXIMUM EASE FINDING THINGS IN THE SKY!



PUTTING IT BACK IN THE CASE

COMIC BY ANNE & JERZY DROZD

COMICS.AADL.ORG