



# Ann Arbor District Library Audit Results June 30, 2019

*Presented by*

**David R. Youngstrom, CPA**

*Presented on*

**November 18, 2019**





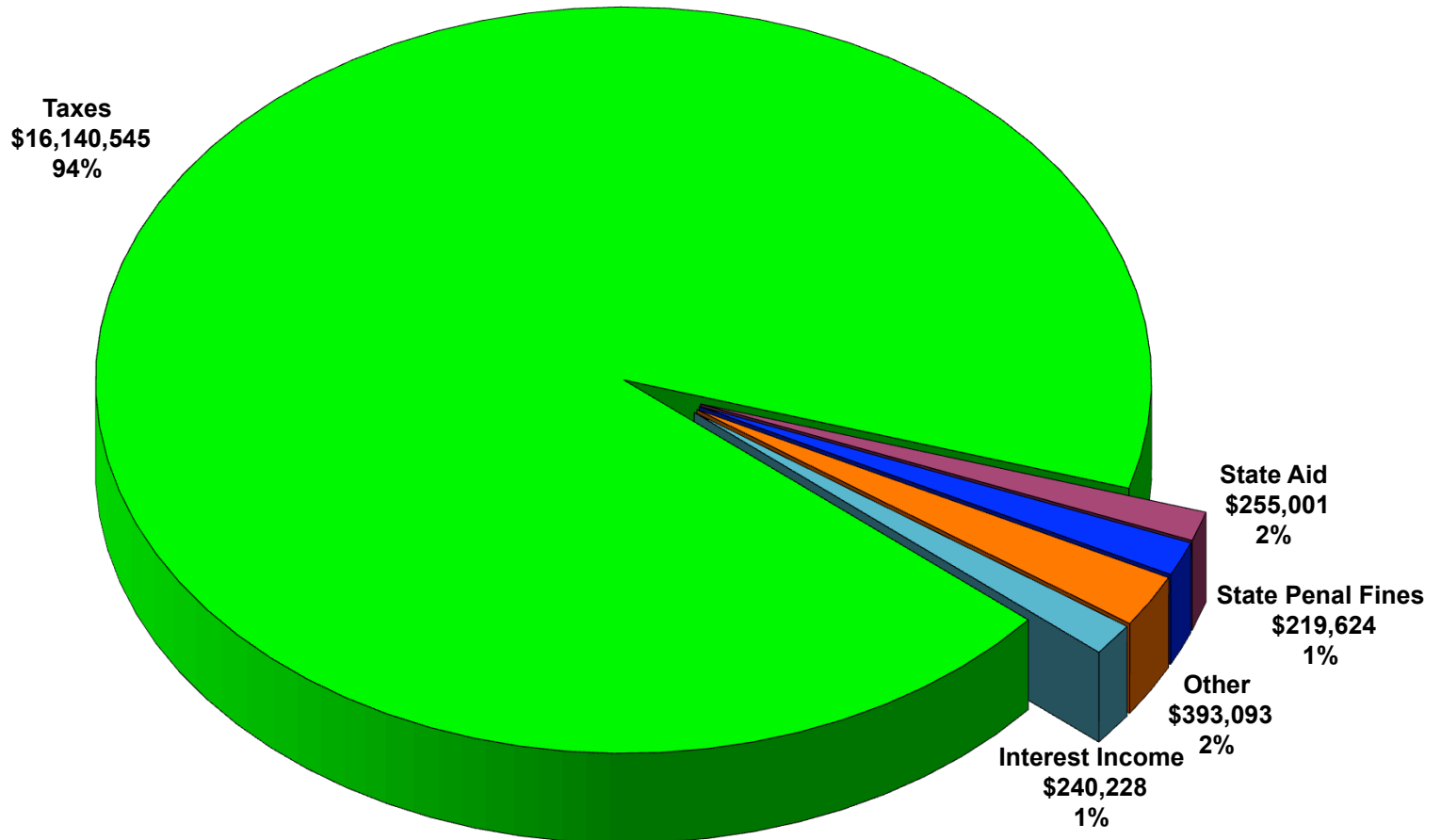
## Carrollton Public Schools **Audit Results**

- Unmodified Opinion
  - Highest level of assurance
  - Library's financial records and statements are fairly and appropriately presented, and in accordance with accounting principles generally accepted in the United States of America; this includes the design, implementation, and maintenance of internal control relevant to the preparation and fair presentation of financial statements that are free from material misstatement, whether due to fraud or error.

# Ann Arbor District Library



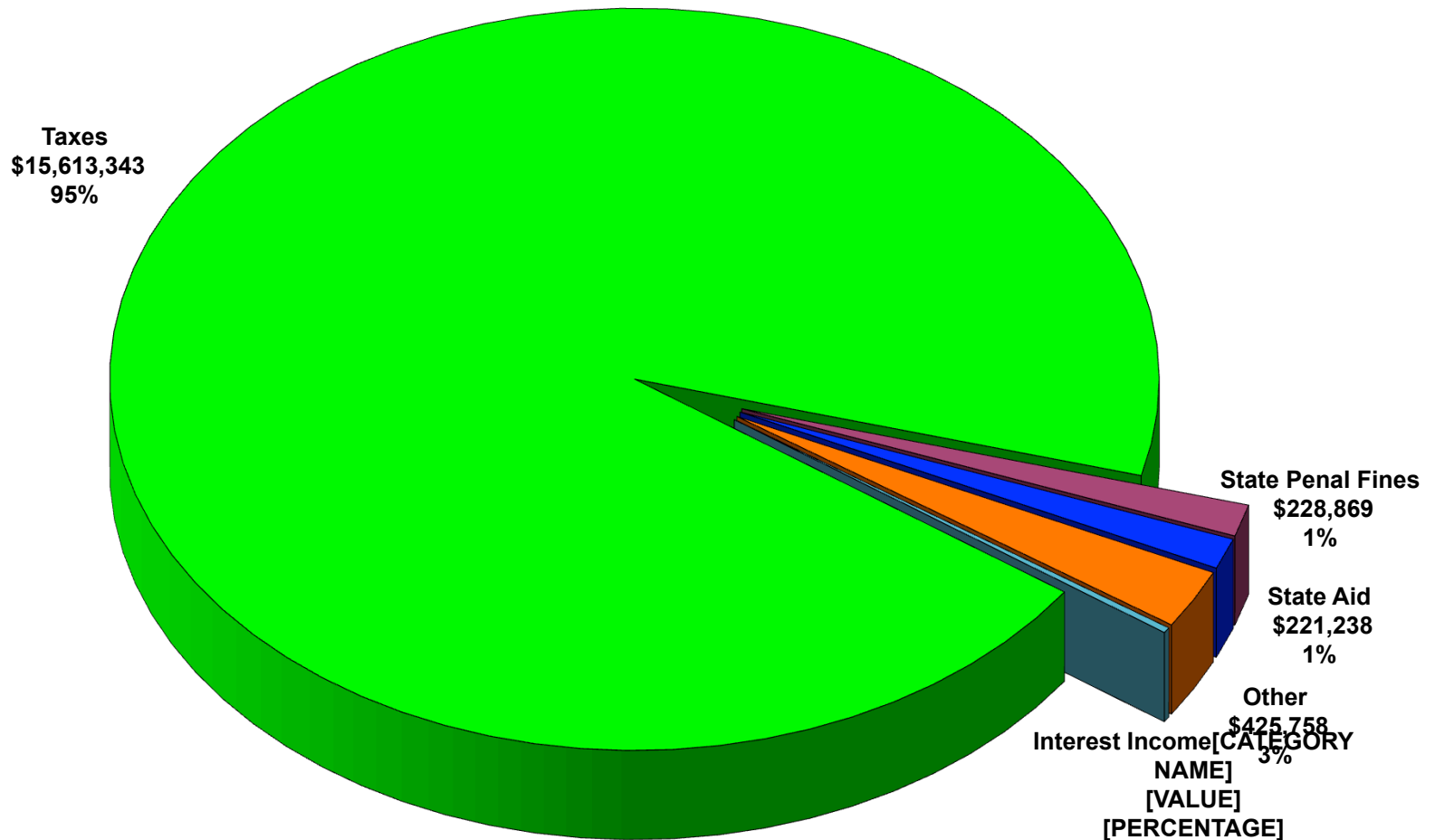
## General Fund Revenue June 30, 2019 - \$17,248,491



# Ann Arbor District Library



## General Fund Revenue June 30, 2018 - \$16,528,423



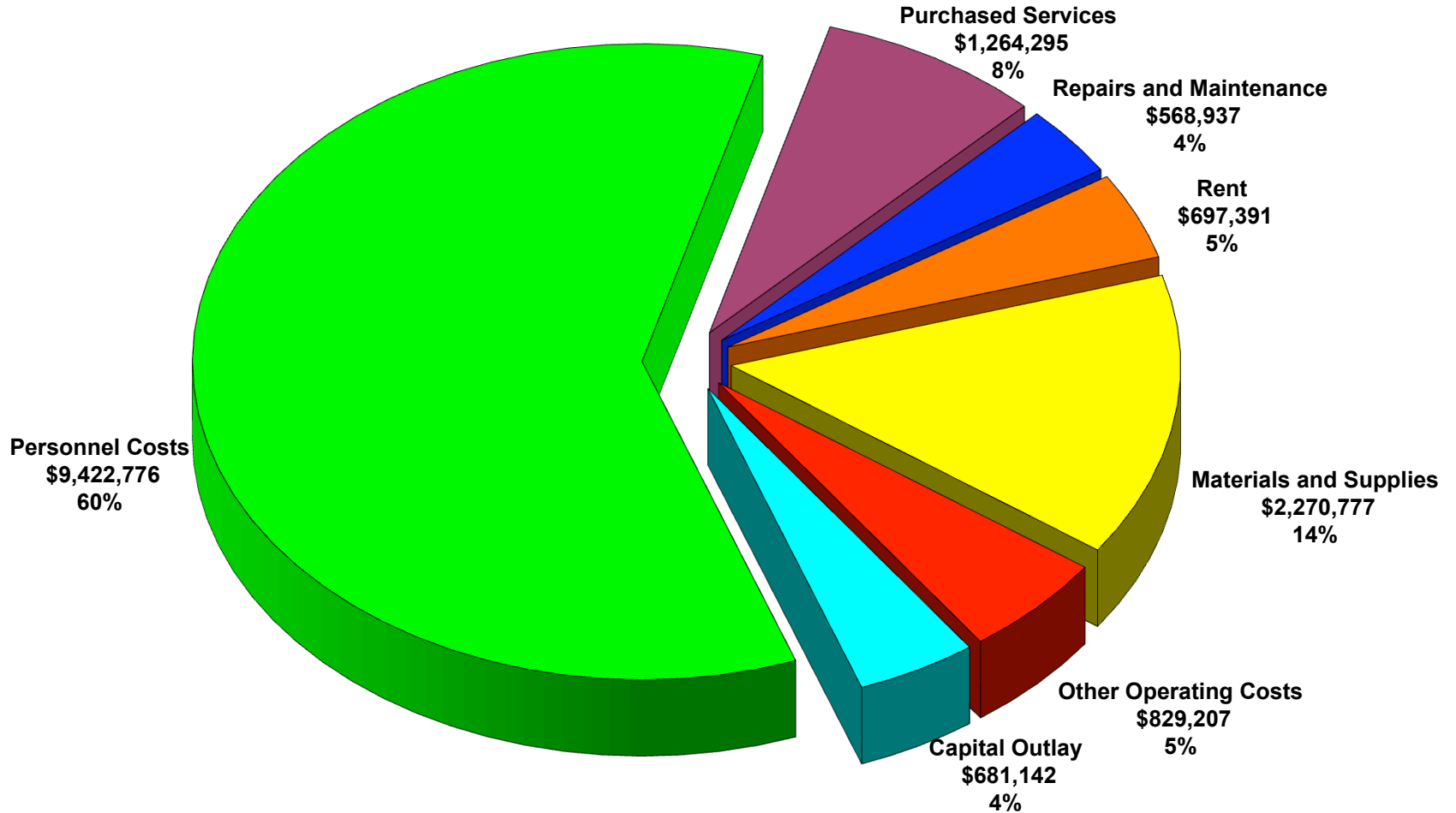
[CATEGORY NAME]  
[VALUE]  
[PERCENTAGE]

# Ann Arbor District Library



## General Fund Expenditures and Transfers

Carrollton Public Schools  
**June 30, 2019 - \$15,734,525**

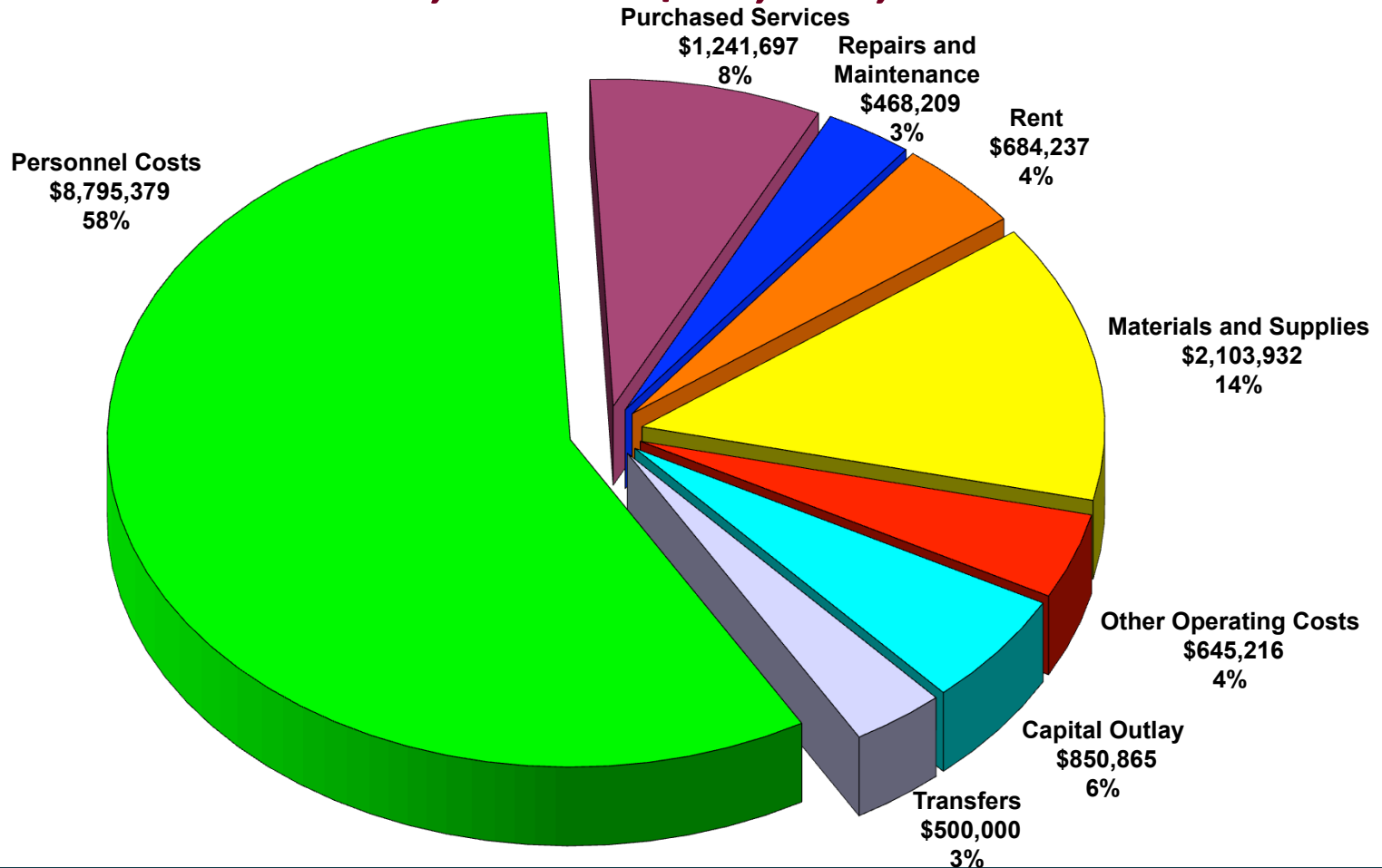


# Ann Arbor District Library



## General Fund Expenditures and Transfers

Carrollton Public Schools  
**June 30, 2018 - \$15,289,535**



# Ann Arbor District Library



## General Fund Budgetary Comparison June 30, 2019

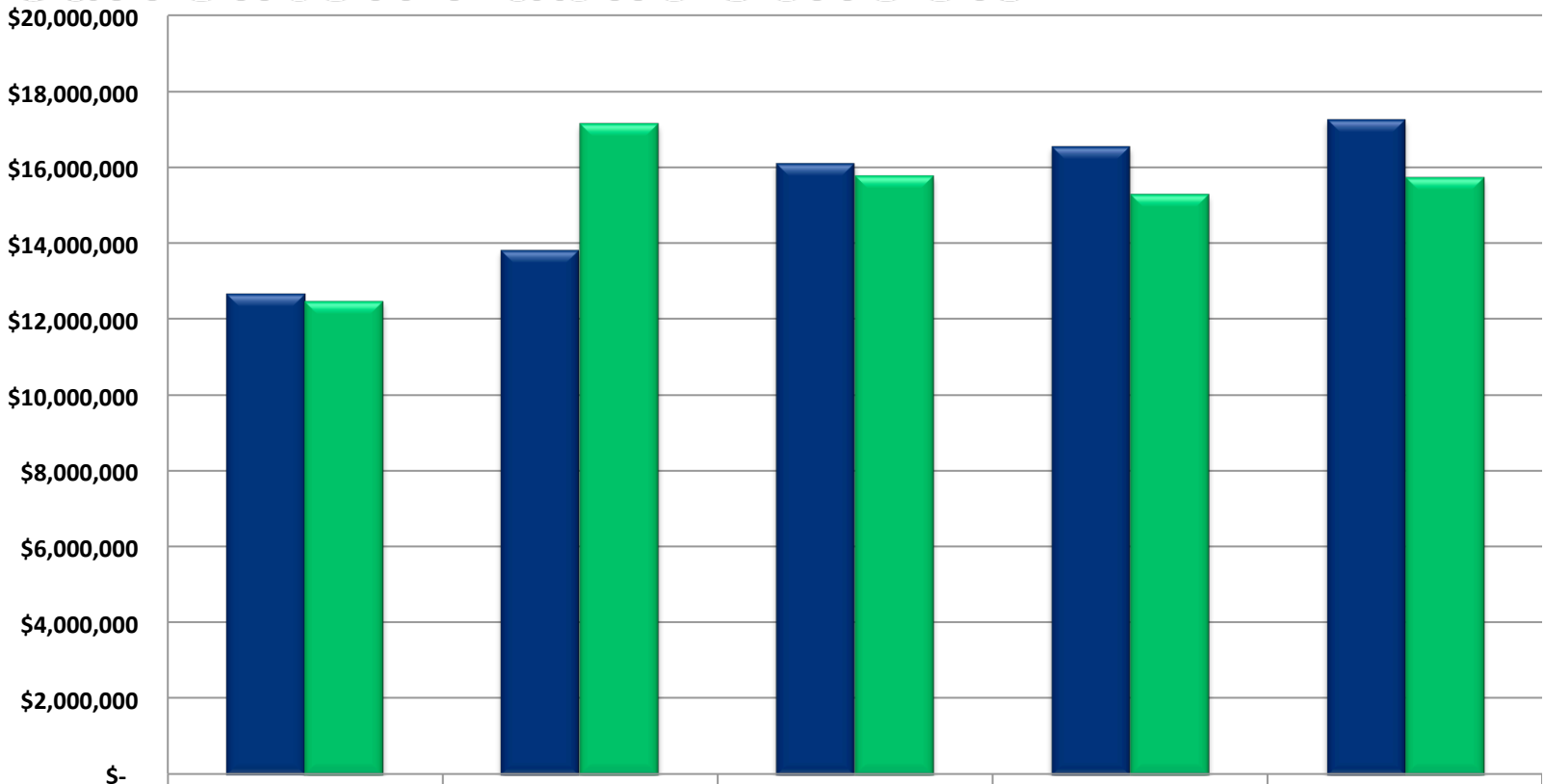
Carrollton Public Schools

	<u>Final Budget</u>	<u>Actual</u>	<u>Difference</u>
<b>Revenues</b>			
Taxes	\$ 16,186,497	\$ 16,140,545	\$ 45,952
State Penal Fines	225,000	219,624	5,376
State Aid	90,000	255,001	(165,001)
Other	434,610	393,093	41,517
Interest Income	20,000	240,228	(220,228)
<b>Total Revenues</b>	<u>16,956,107</u>	<u>17,248,491</u>	<u>(292,384)</u>
<b>Expenditures</b>			
Personnel Costs	9,536,201	9,422,776	113,425
Purchased Services	1,643,500	1,264,295	379,205
Repairs and Maintenance	606,800	568,937	37,863
Rent	735,000	697,391	37,609
Materials and Supplies	2,383,100	2,270,777	112,323
Other Operating Costs	841,600	829,207	12,393
Capital Outlay	1,209,906	681,142	528,764
<b>Total Expenditures</b>	<u>16,956,107</u>	<u>15,734,525</u>	<u>1,221,582</u>
<b>Net Income</b>	<u>\$ -</u>	<u>\$ 1,513,966</u>	<u>\$ 1,513,966</u>

# Ann Arbor District Library



## General Fund Revenues and Expenditures and Transfers Five Year Trend



	2014/15	2015/16	2016/17	2017/18	2018/19
Revenues	\$12,648,510	\$13,810,405	\$16,097,153	\$16,528,423	\$17,248,491
Expenditures and Transfers	\$12,483,343	\$17,140,094	\$15,778,903	\$15,289,535	\$15,734,525

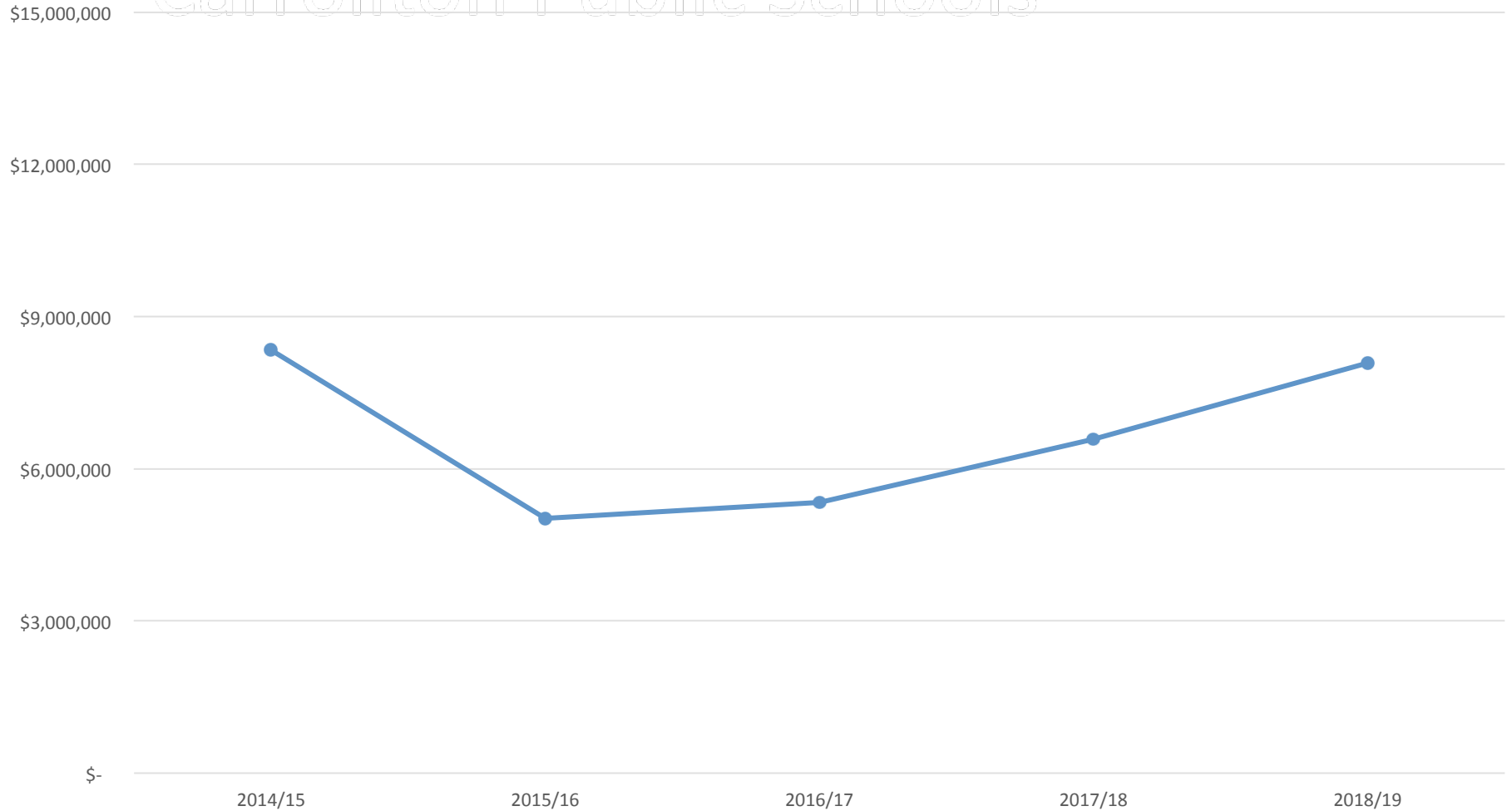


# Ann Arbor District Library



## General Fund – Fund Balance

Carrollton Public Schools





## Internal Control and State Compliance

- No Material Weaknesses
- No Significant Deficiencies
- No Management Comments
- No Findings



*Thank you!*

**David R. Youngstrom, CPA**

(800) 968-0010

davyou@yeoandyeo.com

Knowledge. Relationships. Trust.